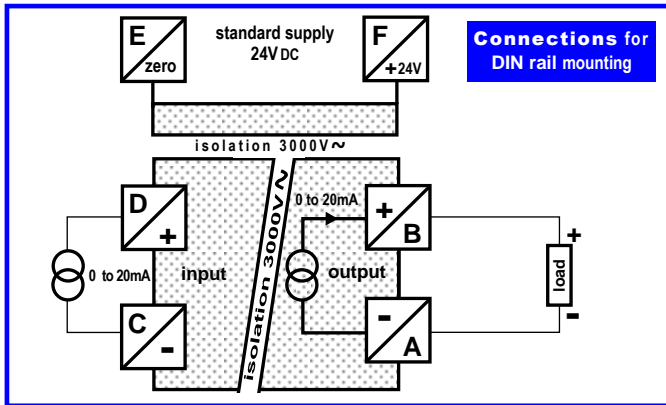


Current transmitter "0 to 20mA", fast, precise, multiple protections, easy set-up, economical



This mini-module with triple isolation (3000V~) precisely and rapidly transmits "0 to 20mA" input signals.

Input 0 to 20 mA (ΔV_{in} between terminals C and D $\leq 2.5V$)

Output 0 to 20mA, on load from 0 to 500 Ω

Accuracy better than 0.2%

Regulation $< 5 \cdot 10^{-4}$, with load varying from 0 to 500 Ω

Ripple $< 50 \mu A$

Response time < 1 millisecond (from 0.1 ms to 100 ms upon request)

Isolation Triple $\left\{ \begin{array}{l} \text{input / output} \\ \text{input / supply} \\ \text{output / supply} \end{array} \right\} 3 \text{ KV} \sim$

Power supply voltage

- standard 24V DC $\pm 10\%$ / $< 25mA$ on load and $< 10mA$ under no load
- optional power supply:
 - ♦ 24V~ or 110V~ or 230V~ $\pm 10\%$ / 48Hz to 400Hz
 - ♦ 5V or 12V or 48V DC

Possible load 0 to maximum 500 Ω

Protections

- against inverted connections on the input and power supply
- against accidental overcurrent on input: 40mA
- against overloads and short-circuits
- against bipolar overvoltages on the output
- isolations 3000V~
- against vibrations, and tropicalisation: with moulding
- sealing IP67, except connections
- elimination of the faulty-contact risk (no DIL switch)
- negligible temperature rise (high performance conversion)
- electromagnetic compatibility CEM 89 / 336 / CE

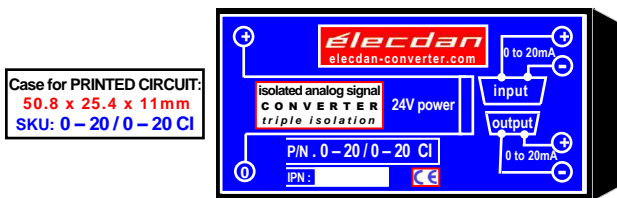
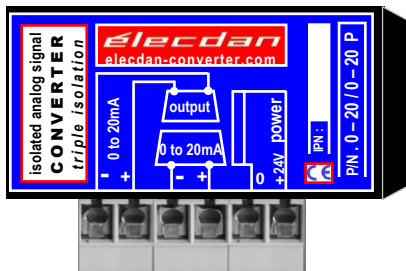
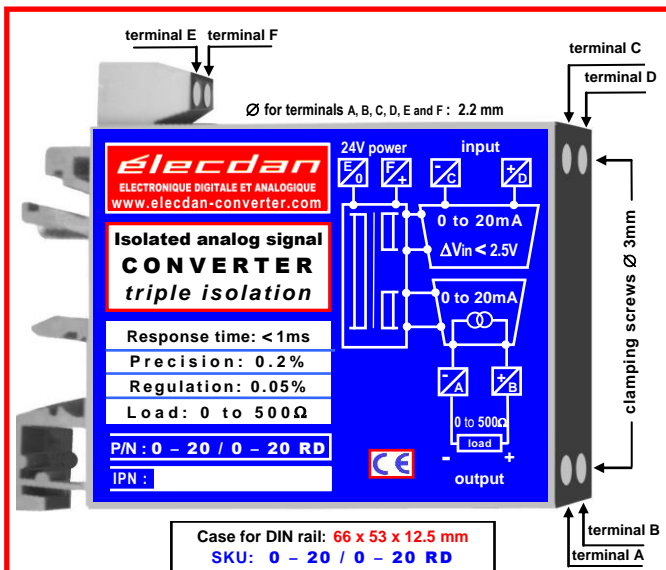
Temperatures

- coefficient: $< 2 \cdot 10^{-4} / ^\circ C$
- operation: $-20^\circ C$ to $+60^\circ C$
- storage: $-40^\circ C$ to $+90^\circ C$

Three modules

- DIN rail mounting (RD)
- wall mounting with external connector and 2 M3 screws (P)
- mounting on printed circuit, connecting pins $\varnothing 1mm$ (CI)

Optional: all-aluminum cases, 89 x 35 x thickness 16 or 30mm, with three mounting possibilities (M)



Standard SKU (supply 24V DC)	Dimensions of the cases (mm) - Weight (grams)														
	Mounting on DIN rail (RD) Dimensions / Weight				Mounting on wall (P) Dimensions / Weight				Center distance between 2 M3	Mounting on printed circuit (CI) Dimensions / Pins center distance / Weight				Pre-tax price	
0-20 / 0-20 RD	66 + 11	53 + 9	12.5	65g											
0-20 / 0-20 P					50.8	25.4 + 10	11	35g	43.18						
0-20 / 0-20 CI										50.8	25.4	11	30g		
OPTIONAL INPUT VOLTAGES	5V or 12V or 48V DC	66 + 11	53 + 9	12.5	65g	50.8	50.8	11	65g	43.18	50.8	50.8	11	65g	
	24V~ or 110V~ or 230V~		53	22.5	125g	70 + 10	50	21	148g	60.96	50	70	21	135g	
After SKU please write the desired input voltage and case - Example: 0-20 / 0-20 / 5 RD for optional 5V voltage supply and case to be mounted on DIN rail															